

Laboratory Refuse Collection

Custodial



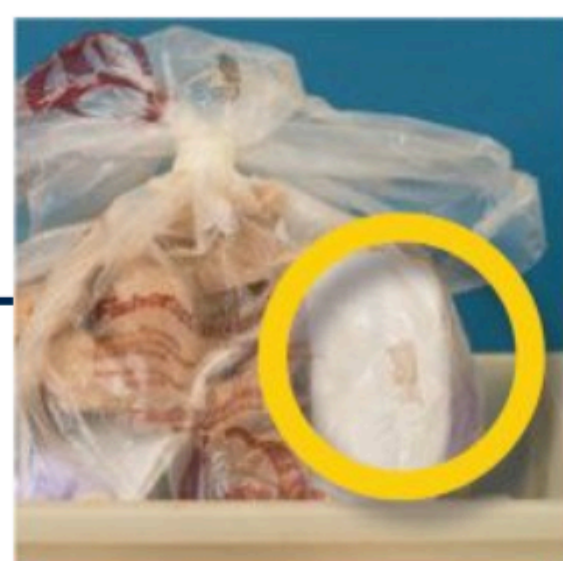




























Staff Pickup: 647-2059

HAZMAT

Staff Pickup: EHS 763-4568

Vendor

Pickup Designated Locations

Item	Treatment	Container	Item	Container	Item	Container
 Solid Biohazardous Waste that will not puncture skin	 Autoclave	 Clear autoclave bag with sterilization indicator	 Biohazardous Sharps	 Red sharps container (syringes/needles) or labeled pail (other sharps)	 Solid Biohazardous Waste	 Biohazard Bag
 Solid Biohazardous Waste that may puncture skin	 OR  Disinfect OR Autoclave	 Cardboard box labeled "Uncontaminated Glass + Plastic"	 Biohazardous Waste that will not puncture skin	 Labeled 5 gallon pail or biohazard box with red bag	 Sharps Containers	 Vendor-provided bins
 Uncontaminated Waste that may puncture skin	 No Treatment Required	 Cardboard box labeled "Uncontaminated Glass + Plastic"	 Pathological Waste (Human organs + tissues, etc)	 Labeled 5 gallon pail	 Contaminated Glass	 Biohazard Labeled Box
 Uncontaminated Waste that will not puncture skin	 No Treatment Required	 Normal Trash	 Animal Carcasses	 Labeled fiber drum or pail		
 Liquid Biowaste	 Lab Treatment With proper disinfectant	 Dispose Down Sink	 Properly label Radioactive Versions of ALL WASTE RAD waste MUST bc picked up by HAZMAT			

Handling Biological Waste

IN THE LAB

Place biohazard waste in container with lid. Waste needs to be closed when not actively being added to.



TRANSPORT OR EHS HAZMAT PICK UP

Transport using closed secondary containers.



Prior to transport or HAZMAT pickup, spray or wipe outside with proper disinfectant.