

## Preparing Pathological Waste for Collection

### Standard Operating Procedure

Revision Date: 06/19/18

Use this procedure for pathological waste.

#### **Examples of this Waste Stream**




- Animal carcasses
- Biohazardous animal bedding
- Organs
- Tissues
- Body parts other than teeth
- Products of conception



#### **When NOT to Use Procedure**

If the pathological waste is fixed in formaldehyde, then refer to the document Helpful Hints for Preparing Chemical Waste for Collection.

### Supplies Available through Hazardous Materials Management

Hazardous Materials Management (HMM) provides the following supplies. To order these supplies, call (734) 763-4568 or complete the online [Waste and Supply Request](#) form.

SUPPLY	DESCRIPTION
	<p>BIOHAZARD label with accumulation start date</p> <p>The "BIOHAZARD" symbol and "INCINERATE ONLY" label must be on the waste containers.</p>
	<p>INCINERATE ONLY label</p>
 <p>55 Gallon Fiber Drum</p>	<p>55 gallon fiber drum (available in increments of 1)</p>

SUPPLY	DESCRIPTION
 <p data-bbox="370 390 521 411">30 Gallon Fiber Drum</p>	30 gallon fiber drum (available in increments of 1)
 <p data-bbox="370 625 521 646">5 Gallon Biohazard Pail</p>	5 gallon biohazard pail (available in increments of 1)

## Supplies Available through Vendors

Departments are responsible for purchasing:

- Opaque plastic bags
- Duct tape

## Completing the Label

In the **Accumulation Start Date** field, write the date that waste accumulation begins.

**NOTE:** This waste stream must be collected HMM within 60 days of the accumulation start date.

## Procedure: Preparing Pathological Waste for Collection

1. Place pathological waste in an opaque plastic bag.
2. Using duct tape, tape the bag shut.
3. Place bag in fiber drum.
 

**NOTE:** The total weight of the drum should not exceed 55 pounds unless the drum contains a single animal.
4. Is the pathological waste routinely collected?
  - If YES, then store the drum in an animal collection freezer or cold room.
  - If NO, store the drum in an animal collection freezer or cold room, then request waste collection from HMM using one of the following methods:
    - Calling HMM at (734) 763-4568
    - Completing the online [Waste and Supply Request](#) form