

Preparing Liquid Biohazardous Waste for Collection

Standard Operating Procedure

Revision Date: 06/13/18






Use this procedure for liquid biohazardous waste that could potentially clog sanitary sewer drains.

When NOT to Use this Procedure

If the liquid biohazardous waste will **not** clog the sanitary sewer drains, then follow the procedure [Disposing Liquid Biohazardous Waste Using the Sanitary Sewer Drain](#).

Supplies Available through Hazardous Materials Management

Hazardous Materials Management (HMM) provides the following supplies. To order these supplies, call (734) 763-4568 or complete the online [Waste and Supply Request](#) form.

SUPPLY	DESCRIPTION
	<p>BIOHAZARD labels with accumulation start date</p> <p>The "BIOHAZARD" symbol must be on the waste containers used for liquid biohazardous waste.</p>
 1 Liter Glass Bottle  1 Gallon Glass Bottle	<ul style="list-style-type: none"> 1 liter glass bottle (available in increments of 12) 1 gallon glass bottle (available in increments of 4)
 1 Gallon Plastic Bottle  5 Gallon Carboy	<ul style="list-style-type: none"> 1 gallon plastic bottle 5 gallon carboy <p>Both of these containers are available in increments of 1.</p>

Procedure: Completing the BIOHAZARD Label

In the **Accumulation Start Date** field, write the date that waste accumulation begins.

NOTE: This waste stream **must** be collected by HMM within 60 days of the accumulation start date.

Procedure: Preparing Liquid Biohazardous Waste for Collection

1. Collect the liquid biohazardous waste in properly labeled biohazard container.
2. Package the bottle in a cardboard box so the material can be safely moved by HMM staff.
3. Label the box with a BIOHAZARD label.
4. Request waste collection from HMM using one of the following methods:
 - Call HMM at (734) 763-4568
 - Complete the online [Waste and Supply Request](#) form