

## Preparing Pathological Waste for Collection

### Standard Operating Procedure

Revision Date: 08/16/23

Use this procedure for pathological waste.

#### **Examples of this Waste Stream**




- Animal carcasses
- Biohazardous animal bedding
- Organs
- Tissues
- Body parts other than teeth
- Products of conception



#### **When NOT to Use Procedure**

If the pathological waste is fixed in formaldehyde, then refer to the document Helpful Hints for Preparing Chemical Waste for Collection.

#### **Supplies Available through Hazardous Materials Management**

Hazardous Materials Management (HMM) provides the following supplies. To order these supplies, call (734) 763-4568 or complete the online [Waste and Supply Request](#) form.

SUPPLY	DESCRIPTION
	BIOHAZARD label with accumulation start date  The "BIOHAZARD" symbol and "INCINERATE ONLY" label must be on the waste containers.
	INCINERATE ONLY label
	55 gallon fiber drum (available in increments of 1)

SUPPLY	DESCRIPTION
	30 gallon fiber drum (available in increments of 1)
	5 gallon biohazard pail (available in increments of 1)
<p><i>5 Gallon Biohazard Pail</i></p>	

## Supplies Available through Vendors

Departments are responsible for purchasing:

- Opaque plastic bags
- Duct tape

## Completing the Label

In the **Accumulation Start Date** field, write the date that waste accumulation begins.

**NOTE:** This waste stream must be collected HMM within 60 days of the accumulation start date.

## Procedure: Preparing Pathological Waste for Collection

1. Place pathological waste in an opaque plastic bag.
2. Using duct tape, tape the bag shut.
3. Place bag in fiber drum.
 

**NOTE:** The total weight of the drum should not exceed 55 pounds unless the drum contains a single animal.
4. Is the pathological waste routinely collected?
  - If YES, then store the drum in an animal collection freezer or cold room.
  - If NO, store the drum in an animal collection freezer or cold room, then request waste collection from HMM using one of the following methods:
    - Calling HMM at (734) 763-4568
    - Completing the online [Waste and Supply Request](#) form